

# SENIOR PAGE SUBMISSION FORM

Every senior must submit this form. If you are creating a Senior Page with other seniors, only one page needs to be submitted. If you do not submit this form and a senior page, your school ID picture may be included in the 2018 Yearbook.

YOUR NAME: \_\_\_\_\_ MAJOR: \_\_\_\_\_

EMAIL ADDRESS: \_\_\_\_\_ PHONE NUMBER: \_\_\_\_\_

## CHOOSE OPTION 1, 2 or 3:

### OPTION 1

#### Senior Page with 3 or more seniors

- Create on the computer using PhotoShop, Publisher or a compatible software
- Page Size: **7.5 x 10 inches, 300 resolution**
- File name should include all senior names
- Email the original file format or a PDF to [yearbook.sota@gmail.com](mailto:yearbook.sota@gmail.com) by 11/3/17
- Include senior names in email subject line
- Write names of all seniors on your page:

---

---

---

### OPTION 2

#### Senior Page with 1 other senior

- Create on the computer using PhotoShop, Publisher or a compatible software
- Page Size: **7.5 x 4.75 inches, 300 resolution**
- File name should include both senior names
- Email the original file format or a PDF to [yearbook.sota@gmail.com](mailto:yearbook.sota@gmail.com) by 11/3/17
- Include both senior names in subject line
- Write names of other senior on your page:

---

### OPTION 3 Individual Senior Page

- Create on the computer using PhotoShop, Publisher or a compatible software
- Page Size: **3.5 x 4.75 inches, 300 resolution**
- File name should include senior name
- Email the original file format or a PDF to [yearbook.sota@gmail.com](mailto:yearbook.sota@gmail.com) by 11/3/17
- Include senior name in subject line
- Write senior name:

---

### *If you are unable to create a digital senior page, you may submit up to 2 photos with this form and your page will be created for you.*

*Check Option 1, 2 or 3, and email photos to [yearbook.sota@gmail.com](mailto:yearbook.sota@gmail.com)*

#### THINGS TO REMEMBER




- Pages may include senior or current picture, pictures from past years of self, friends and family, name, art major and a meaningful quote, if desired.
- Senior pages take place of the school pictures in class sections for grades 7-11.
- There is no charge for a senior page.
- Do not use cell phone pictures, as the print quality is very low.
- See examples of different senior pages and sizes on the back of this paper.

Senior Pages are **due November 3, 2017**

See Ms. Rudy with questions.

# SENIOR PAGE Examples

## Option 1: Senior Page with 3 or more seniors



## Option 2: Senior Page with 1 other senior



## Option 3: Individual Senior Page

